

PUERTO MORELOS

H. AYUNTAMIENTO 2016 - 2018

MUNICIPIO DE PUERTO MORELOS, QUINTANA ROO.
TESORERIA MUNICIPAL
ESTADO ANALITICO DE INGRESOS
CORTE AL MES DE: ENERO

Rubro de Ingresos	Ingresos					Diferencia
	Estimado	Ampliaciones y Reducciones	Modificado	Devengado	Recaudado	
Total	324,706,542.99	0.00	324,706,542.99	23,494,340.64	23,494,340.64	-301,212,202.35
IMPUESTOS	145,657,000.00	0.00	145,657,000.00	6,228,058.44	6,228,058.44	-139,428,941.56
DERECHOS	75,412,576.92	0.00	75,412,576.92	9,403,296.23	9,403,296.23	-66,009,280.69
PRODUCTOS	1,199,000.00	0.00	1,199,000.00	139,222.64	139,222.64	-1,059,777.36
PRODUCTOS DE TIPO CORRIENTE	190,145.55	0.00	0.00	0.00	0.00	-190,145.55
PRODUCTOS DE CAPITAL	0.00	0.00	0.00	0.00	0.00	0.00
APROVECHAMIENTOS	2,180,000.00	0.00	2,180,000.00	223,158.33	223,158.33	-1,956,841.67
APROVECHAMIENTOS DE TIPO CORRIENTE	2,688,228.16	0.00	0.00	0.00	0.00	-2,688,228.16
APROVECHAMIENTOS DE CAPITAL	0.00	0.00	0.00	813,011,927.78	0.00	0.00
INGRESOS POR VENTA DE BIENES Y SERVICIOS	0.00	0.00	0.00	35,750.00	35,750.00	35,750.00
PARTICIPACIONES Y APORTACIONES	100,257,966.07	0.00	100,257,966.07	7,464,855.00	7,464,855.00	-92,793,111.07
TRANSFERENCIAS, ASIGNACIONES, SUBSIDIOS Y OTRAS AYUDAS	0.00	0.00	0.00	0.00	0.00	0.00



H. AYUNTAMIENTO DE
PUERTO MORELOS
2016-2018
TESORERIA MUNICIPAL

YAMILI JAZMIN COBARRUBIAS



H. AYUNTAMIENTO DE
PUERTO MORELOS
2016-2018
TESORERIA MUNICIPAL

MANUEL GONZALEZ TAMAYO

MUNICIPIO DE PUERTO MORELOS, QUINTANA ROO.
TESORERIA MUNICIPAL
ESTADO ANALITICO DE INGRESOS POR FUENTE Y CONCEPTO
Ejercicio : 2017 CORTE AL MES DE : ENERO

Ingresos por Fuente y Concepto	Estimado	Adecuaciones		Modificado	Devengado	Recaudado	Por Devengar		Por Recaudar		Al Mes	
		Ampliaciones	Reducciones				Absoluto	Relativo	Absoluto	Relativo	Estimado	Recaudado
INGRESOS PROPIOS	324,706,542.99	0.00	0.00	324,706,542.99	23,493,449.48	23,493,449.48	301,213,093.51		0.00		29,607,277.52	23,493,449.48
IMPUESTOS SOBRE LOS INGRESOS	224,448,576.92	0.00	0.00	224,448,576.92	16,028,594.48	16,028,594.48	208,419,982.44		0.00		21,132,715.63	16,028,594.48
IMPUESTOS SOBRE EL PATRIMONIO	537,000.00	0.00	0.00	537,000.00	600.00	600.00	536,400.00		0.00		49,018.00	600.00
ACCESORIOS	127,900,000.00	0.00	0.00	127,900,000.00	6,227,458.44	6,227,458.44	121,672,541.56		0.00		12,285,568.00	6,227,458.44
OTROS IMPUESTOS	1,820,000.00	0.00	0.00	1,820,000.00	0.00	0.00	1,820,000.00		0.00		152,500.00	0.00
DERECHOS POR EL USO, GOCE, APROVECHAMIENTO O EXPLOTACION DE BIENES DE DOMINIO PUBLICO	15,400,000.00	0.00	0.00	15,400,000.00	0.00	0.00	15,400,000.00		0.00		1,309,065.00	0.00
DERECHOS POR PRESTACION DE SERVICIOS	425,000.00	0.00	0.00	425,000.00	11,035.44	11,035.44	413,964.56		0.00		35,812.00	11,035.44
OTROS DERECHOS	74,987,576.92	0.00	0.00	74,987,576.92	9,375,726.95	9,375,726.95	65,611,849.97		0.00		7,016,076.00	9,375,726.95
PRODUCTOS DE TIPO CORRIENTE	0.00	0.00	0.00	0.00	16,533.84	16,533.84	-16,533.84		0.00		0.00	16,533.84
PRODUCTOS DE CAPITAL	1,199,000.00	0.00	0.00	1,199,000.00	138,330.50	138,330.50	1,060,669.50		0.00		101,195.63	138,330.50
APROVECHAMIENTOS DE TIPO CORRIENTE	0.00	0.00	0.00	0.00	0.98	0.98	-0.98		0.00		0.00	0.98
APROVECHAMIENTOS DE CAPITAL	2,180,000.00	0.00	0.00	2,180,000.00	223,158.33	223,158.33	1,956,841.67		0.00		183,481.00	223,158.33
INGRESOS POR VENTAS DE BIENES Y SERVICIOS DE ORGANISMOS DESCENTRALIZADOS	0.00	0.00	0.00	0.00	0.00	0.00	0.00		0.00		0.00	0.00
SUBSIDIOS Y SUBVENCIONES	0.00	0.00	0.00	0.00	35,750.00	35,750.00	-35,750.00		0.00		0.00	35,750.00
FISM	4,307,428.00	0.00	0.00	4,307,428.00	486,812.00	486,812.00	3,820,616.00		0.00		390,378.00	486,812.00
APORTACIONES	4,307,428.00	0.00	0.00	4,307,428.00	486,812.00	486,812.00	3,820,616.00		0.00		390,378.00	486,812.00
FAFM	10,870,168.00	0.00	0.00	10,870,168.00	914,320.00	914,320.00	9,955,848.00		0.00		948,018.00	914,320.00
APORTACIONES	10,870,168.00	0.00	0.00	10,870,168.00	914,320.00	914,320.00	9,955,848.00		0.00		948,018.00	914,320.00
PARTICIPACIONES	63,001,777.07	0.00	0.00	63,001,777.07	4,469,707.00	4,469,707.00	58,532,070.07		0.00		5,296,283.16	4,469,707.00
PARTICIPACIONES	54,924,854.00	0.00	0.00	54,924,854.00	4,469,707.00	4,469,707.00	50,455,147.00		0.00		4,577,071.16	4,469,707.00
APORTACIONES	0.00	0.00	0.00	0.00	0.00	0.00	0.00		0.00		0.00	0.00
CONVENIOS	8,076,923.07	0.00	0.00	8,076,923.07	0.00	0.00	8,076,923.07		0.00		719,212.00	0.00
SUBSIDIOS Y SUBVENCIONES	0.00	0.00	0.00	0.00	0.00	0.00	0.00		0.00		0.00	0.00
FONDO DE FOMENTO MUNICIPAL	16,006,313.00	0.00	0.00	16,006,313.00	1,246,771.00	1,246,771.00	14,759,542.00		0.00		1,333,859.42	1,246,771.00
PARTICIPACIONES	16,006,313.00	0.00	0.00	16,006,313.00	1,246,771.00	1,246,771.00	14,759,542.00		0.00		1,333,859.42	1,246,771.00
IMPUESTO ESPECIAL SOBRE PRODUCCION Y SERVICIOS	2,195,251.00	0.00	0.00	2,195,251.00	169,284.00	169,284.00	2,025,967.00		0.00		182,937.58	169,284.00
PARTICIPACIONES	2,195,251.00	0.00	0.00	2,195,251.00	169,284.00	169,284.00	2,025,967.00		0.00		182,937.58	169,284.00
FONDO DE COMPENSACION DEL ISAN	401,614.00	0.00	0.00	401,614.00	31,286.00	31,286.00	370,328.00		0.00		33,467.83	31,286.00
PARTICIPACIONES	401,614.00	0.00	0.00	401,614.00	31,286.00	31,286.00	370,328.00		0.00		33,467.83	31,286.00
PARTICIPACIONES DE GASOLINA Y DIESEL	1,897,832.00	0.00	0.00	1,897,832.00	146,675.00	146,675.00	1,751,157.00		0.00		158,152.66	146,675.00

AYUNTAMIENTO DE
PUERTO MORELOS
2016-2018
TESORERIA MUNICIPAL

YAMILI JAZMIN LOBA CAN

AYUNTAMIENTO DE
PUERTO MORELOS
2016-2018
TESORERIA MUNICIPAL

MANUEL GONZALEZ TAMAYANA




MUNICIPIO DE PUERTO MORELOS, QUINTANA ROO.
TESORERIA MUNICIPAL
ESTADO ANALITICO DE INGRESOS POR FUENTE Y CONCEPTO
 Ejercicio : 2017 CORTE AL MES DE : ENERO

Ingresos por Fuente y Concepto	Estimado	Adecuaciones		Modificado	Devengado	Recaudado	Por Devengar		Por Recaudar		Al Mes	
		Ampliaciones	Reducciones				Absoluto	Relativo	Absoluto	Relativo	Estimado	Recaudado
	324,706,542.99	0.00	0.00	324,706,542.99	23,493,449.48	23,493,449.48	301,213,093.51		0.00		29,607,277.52	23,493,449.48
PARTICIPACIONES	1,897,832.00	0.00	0.00	1,897,832.00	146,675.00	146,675.00	1,751,157.00		0.00		158,152.66	146,675.00
IMPUESTO SOBRE TENENCIA O USO DE VEHICULOS	22,918.00	0.00	0.00	22,918.00	0.00	0.00	22,918.00		0.00		1,909.83	0.00
PARTICIPACIONES	22,918.00	0.00	0.00	22,918.00	0.00	0.00	22,918.00		0.00		1,909.83	0.00
IMPUESTO SOBRE AUTOMOVILES NUEVOS	1,554,665.00	0.00	0.00	1,554,665.00	0.00	0.00	1,554,665.00		0.00		129,555.41	0.00
PARTICIPACIONES	1,554,665.00	0.00	0.00	1,554,665.00	0.00	0.00	1,554,665.00		0.00		129,555.41	0.00



H. AYUNTAMIENTO DE
 PUERTO MORELOS
 2016-2018
 TESORERIA MUNICIPAL

[Signature]
 YAMILI JAZMIN COBA CAN



H. AYUNTAMIENTO DE
 PUERTO MORELOS
 2016-2018
 TESORERIA MUNICIPAL

[Signature]
 MANUEL GONZALEZ TAMANAJA.

MUNICIPIO DE PUERTO MORELOS, QUINTANA ROO.
TESORERIA MUNICIPAL
ESTADO ANALITICO DE INGRESOS
CORTE AL MES DE: FEBRERO

Rubro de Ingresos	Ingresos					Diferencia
	Estimado	Ampliaciones y Reducciones	Modificado	Devengado	Recaudado	
Total	324,706,542.99	0.00	324,706,542.99	45,368,429.79	45,368,429.79	-279,338,113.20
IMPUESTOS	145,657,000.00	0.00	145,657,000.00	11,720,281.68	11,720,281.68	-133,936,718.32
DERECHOS	75,412,576.92	0.00	75,412,576.92	17,266,215.21	17,266,215.21	-58,146,361.71
PRODUCTOS	1,199,000.00	0.00	1,199,000.00	143,023.49	143,023.49	-1,055,976.51
PRODUCTOS DE TIPO CORRIENTE	190,145.55	0.00	0.00	0.00	0.00	-190,145.55
PRODUCTOS DE CAPITAL	0.00	0.00	0.00	0.00	0.00	0.00
APROVECHAMIENTOS	2,180,000.00	0.00	2,180,000.00	522,959.41	522,959.41	-1,657,040.59
APROVECHAMIENTOS DE TIPO CORRIENTE	2,688,228.16	0.00	0.00	0.00	0.00	-2,688,228.16
APORVECHAMIENTOS DE CAPITAL	0.00	0.00	0.00	813,011,927.78	0.00	0.00
INGRESOS POR VENTA DE BIENES Y SERVICIOS	0.00	0.00	0.00	71,500.00	71,500.00	71,500.00
PARTICIPACIONES Y APORTACIONES	100,257,966.07	0.00	100,257,966.07	15,644,450.00	15,644,450.00	-84,613,516.07
TRANSFERENCIAS, ASIGNACIONES, SUBSIDIOS Y OTRAS AYUDAS	0.00	0.00	0.00	0.00	0.00	0.00




H. AYUNTAMIENTO DE
PUERTO MORELOS
TESORERIA MUNICIPAL

YAMILI JAZMIN CORDERO





H. AYUNTAMIENTO DE
PUERTO MORELOS
TESORERIA MUNICIPAL

MANUEL GONZALEZ TAMAYO

MUNICIPIO DE PUERTO MORELOS, QUINTANA ROO.
TESORERIA MUNICIPAL
ESTADO ANALITICO DE INGRESOS POR FUENTE Y CONCEPTO
Ejercicio : 2017 CORTE AL MES DE : FEBRERO

Ingresos por Fuente y Concepto	Estimado	Adecuaciones		Modificado	Devengado	Recaudado	Por Devengar		Por Recaudar		Al Mes	
		Ampliaciones	Reducciones				Absoluto	Relativo	Absoluto	Relativo	Estimado	Recaudado
INGRESOS PROPIOS	324,706,542.99	0.00	0.00	324,706,542.99	45,367,538.63	45,367,538.63	279,339,004.36		0.00		57,900,534.48	45,367,538.63
IMPUESTOS SOBRE LOS INGRESOS	224,448,576.92	0.00	0.00	224,448,576.92	29,723,088.63	29,723,088.63	194,725,488.29		0.00		41,021,535.70	29,723,088.63
IMPUESTOS SOBRE EL PATRIMONIO	537,000.00	0.00	0.00	537,000.00	1,200.00	1,200.00	535,800.00		0.00		95,332.40	1,200.00
ACCESORIOS	127,900,000.00	0.00	0.00	127,900,000.00	11,719,081.68	11,719,081.68	116,180,918.32		0.00		23,765,780.00	11,719,081.68
OTROS IMPUESTOS	1,820,000.00	0.00	0.00	1,820,000.00	0.00	0.00	1,820,000.00		0.00		322,812.00	0.00
DERECHOS POR EL USO, GOCE, APROVECHAMIENTO O EXPLOTACION DE BIENES DE DOMINIO PUBLICO	15,400,000.00	0.00	0.00	15,400,000.00	0.00	0.00	15,400,000.00		0.00		2,597,986.00	0.00
DERECHOS POR PRESTACION DE SERVICIOS	425,000.00	0.00	0.00	425,000.00	33,784.14	33,784.14	391,215.86		0.00		71,994.00	33,784.14
OTROS DERECHOS	74,987,576.92	0.00	0.00	74,987,576.92	17,194,823.55	17,194,823.55	57,792,753.37		0.00		13,600,161.00	17,194,823.55
PRODUCTOS DE TIPO CORRIENTE	0.00	0.00	0.00	0.00	37,607.52	37,607.52	-37,607.52		0.00		0.00	37,607.52
PRODUCTOS DE CAPITAL	1,199,000.00	0.00	0.00	1,199,000.00	142,131.35	142,131.35	1,056,868.65		0.00		201,254.30	142,131.35
APROVECHAMIENTOS DE TIPO CORRIENTE	0.00	0.00	0.00	0.00	0.98	0.98	-0.98		0.00		0.00	0.98
APROVECHAMIENTOS DE CAPITAL	2,180,000.00	0.00	0.00	2,180,000.00	522,959.41	522,959.41	1,657,040.59		0.00		368,216.00	522,959.41
INGRESOS POR VENTAS DE BIENES Y SERVICIOS DE ORGANISMOS DESCENTRALIZADOS	0.00	0.00	0.00	0.00	0.00	0.00	0.00		0.00		0.00	0.00
SUBSIDIOS Y SUBVENCIONES	0.00	0.00	0.00	0.00	71,500.00	71,500.00	-71,500.00		0.00		0.00	71,500.00
FISM	4,307,428.00	0.00	0.00	4,307,428.00	973,624.00	973,624.00	3,333,804.00		0.00		769,330.00	973,624.00
APORTACIONES	4,307,428.00	0.00	0.00	4,307,428.00	973,624.00	973,624.00	3,333,804.00		0.00		769,330.00	973,624.00
FAFM	10,870,168.00	0.00	0.00	10,870,168.00	1,828,640.00	1,828,640.00	9,041,528.00		0.00		1,870,737.00	1,828,640.00
APORTACIONES	10,870,168.00	0.00	0.00	10,870,168.00	1,828,640.00	1,828,640.00	9,041,528.00		0.00		1,870,737.00	1,828,640.00
PARTICIPACIONES	63,001,777.07	0.00	0.00	63,001,777.07	9,368,566.00	9,368,566.00	53,633,211.07		0.00		10,559,166.32	9,368,566.00
PARTICIPACIONES	54,924,854.00	0.00	0.00	54,924,854.00	9,368,566.00	9,368,566.00	45,556,288.00		0.00		9,154,142.32	9,368,566.00
APORTACIONES	0.00	0.00	0.00	0.00	0.00	0.00	0.00		0.00		0.00	0.00
CONVENIOS	8,076,923.07	0.00	0.00	8,076,923.07	0.00	0.00	8,076,923.07		0.00		1,405,024.00	0.00
SUBSIDIOS Y SUBVENCIONES	0.00	0.00	0.00	0.00	0.00	0.00	0.00		0.00		0.00	0.00
FONDO DE FOMENTO MUNICIPAL	16,006,313.00	0.00	0.00	16,006,313.00	2,542,204.00	2,542,204.00	13,464,109.00		0.00		2,667,718.84	2,542,204.00
PARTICIPACIONES	16,006,313.00	0.00	0.00	16,006,313.00	2,542,204.00	2,542,204.00	13,464,109.00		0.00		2,667,718.84	2,542,204.00
IMPUESTO ESPECIAL SOBRE PRODUCCION Y SERVICIOS	2,195,251.00	0.00	0.00	2,195,251.00	299,036.00	299,036.00	1,896,215.00		0.00		365,875.16	299,036.00
PARTICIPACIONES	2,195,251.00	0.00	0.00	2,195,251.00	299,036.00	299,036.00	1,896,215.00		0.00		365,875.16	299,036.00
FONDO DE COMPENSACION DEL ISAN	401,614.00	0.00	0.00	401,614.00	62,572.00	62,572.00	339,042.00		0.00		66,935.66	62,572.00
PARTICIPACIONES	401,614.00	0.00	0.00	401,614.00	62,572.00	62,572.00	339,042.00		0.00		66,935.66	62,572.00
PARTICIPACIONES DE GASOLINA Y DIESEL	1,897,832.00	0.00	0.00	1,897,832.00	267,726.00	267,726.00	1,630,106.00		0.00		316,305.32	267,726.00


 H. AYUNTAMIENTO DE
 PUERTO MORELOS
 QUINTANA ROO
 SECRETARÍA MUNICIPAL
 YAMILI JAEMIN COBA CAO


 H. AYUNTAMIENTO DE
 PUERTO MORELOS
 QUINTANA ROO
 TESORERÍA MUNICIPAL
 MANUEL GONZALEZ TAMAYANA

MUNICIPIO DE PUERTO MORELOS, QUINTANA ROO.
TESORERIA MUNICIPAL
ESTADO ANALITICO DE INGRESOS POR FUENTE Y CONCEPTO
Ejercicio : 2017 CORTE AL MES DE : FEBRERO

Ingresos por Fuente y Concepto	Estimado	Adecuaciones		Modificado	Devengado	Recaudado	Por Devengar		Por Recaudar		Al Mes	
		Ampliaciones	Reducciones				Absoluto	Relativo	Absoluto	Relativo	Estimado	Recaudado
	324,706,542.99	0.00	0.00	324,706,542.99	45,367,538.63	45,367,538.63	279,339,004.36		0.00		57,900,534.48	45,367,538.63
PARTICIPACIONES	1,897,832.00	0.00	0.00	1,897,832.00	267,726.00	267,726.00	1,630,106.00		0.00		316,305.32	267,726.00
IMPUESTO SOBRE TENENCIA O USO DE VEHICULOS	22,918.00	0.00	0.00	22,918.00	3,545.00	3,545.00	19,373.00		0.00		3,819.66	3,545.00
PARTICIPACIONES	22,918.00	0.00	0.00	22,918.00	3,545.00	3,545.00	19,373.00		0.00		3,819.66	3,545.00
IMPUESTO SOBRE AUTOMOVILES NUEVOS	1,554,665.00	0.00	0.00	1,554,665.00	298,537.00	298,537.00	1,256,128.00		0.00		259,110.82	298,537.00
PARTICIPACIONES	1,554,665.00	0.00	0.00	1,554,665.00	298,537.00	298,537.00	1,256,128.00		0.00		259,110.82	298,537.00



YAMILI JACMIN COBA CAN
H. AYUNTAMIENTO DE
PUERTO MORELOS
QUINTANA ROO
TESORERIA MUNICIPAL



MANUEL GONZALEZ TAMAYO
H. AYUNTAMIENTO DE
PUERTO MORELOS
QUINTANA ROO
TESORERIA MUNICIPAL

MUNICIPIO DE PUERTO MORELOS, QUINTANA ROO.
TESORERIA MUNICIPAL
ESTADO ANALITICO DE INGRESOS
CORTE AL MES DE: MARZO

Rubro de Ingresos	Ingresos					Diferencia
	Estimado	Ampliaciones y Reducciones	Modificado	Devengado	Recaudado	
Total	324,706,542.99	0.00	324,706,542.99	76,361,658.95	76,361,658.95	-248,344,884.04
IMPUESTOS	145,657,000.00	0.00	145,657,000.00	23,454,859.44	23,454,859.44	-122,202,140.56
DERECHOS	75,412,576.92	0.00	75,412,576.92	28,551,983.31	28,551,983.31	-46,860,593.61
PRODUCTOS	1,199,000.00	0.00	1,199,000.00	149,007.44	149,007.44	-1,049,992.56
PRODUCTOS DE TIPO CORRIENTE	190,145.55	0.00	0.00	0.00	0.00	-190,145.55
PRODUCTOS DE CAPITAL	0.00	0.00	0.00	0.00	0.00	0.00
APROVECHAMIENTOS	2,180,000.00	0.00	2,180,000.00	924,638.76	924,638.76	-1,255,361.24
APROVECHAMIENTOS DE TIPO CORRIENTE	2,688,228.16	0.00	0.00	0.00	0.00	-2,688,228.16
APROVECHAMIENTOS DE CAPITAL	0.00	0.00	0.00	813,011,927.78	0.00	0.00
INGRESOS POR VENTA DE BIENES Y SERVICIOS	0.00	0.00	0.00	145,200.00	145,200.00	145,200.00
PARTICIPACIONES Y APORTACIONES	100,257,966.07	0.00	100,257,966.07	23,135,970.00	23,135,970.00	-77,121,996.07
TRANSFERENCIAS, ASIGNACIONES, SUBSIDIOS Y OTRAS AYUDAS	0.00	0.00	0.00	0.00	0.00	0.00



H. AYUNTAMIENTO DE
PUERTO MORELOS
2016-2018
TESORERIA MUNICIPAL

YAMILI JAZMIN COBARRUBIAS



H. AYUNTAMIENTO DE
PUERTO MORELOS
2016-2018
TESORERIA MUNICIPAL

MANUEL GONZALEZ TAMANA



MUNICIPIO DE PUERTO MORELOS, QUINTANA ROO.
TESORERIA MUNICIPAL
ESTADO ANALITICO DE INGRESOS POR FUENTE Y CONCEPTO
 Ejercicio : 2017 CORTE AL MES DE : MARZO

Ingresos por Fuente y Concepto	Estimado	Adecuaciones		Modificado	Devengado	Recaudado	Por Devengar		Por Recaudar		Al Mes	
		Ampliaciones	Reducciones				Absoluto	Relativo	Absoluto	Relativo	Estimado	Recaudado
	324,706,542.99	0.00	0.00	324,706,542.99	76,360,145.00	76,360,145.00	248,346,397.99		0.00	83,854,461.20	76,360,145.00	
INGRESOS PROPIOS	224,448,576.92	0.00	0.00	224,448,576.92	53,224,175.00	53,224,175.00	171,224,401.92		0.00	58,623,256.53	53,224,175.00	
IMPUESTOS SOBRE LOS INGRESOS	537,000.00	0.00	0.00	537,000.00	9,500.00	9,500.00	527,500.00		0.00	135,730.56	9,500.00	
IMPUESTOS SOBRE EL PATRIMONIO	127,900,000.00	0.00	0.00	127,900,000.00	23,445,359.44	23,445,359.44	104,454,640.56		0.00	33,024,153.00	23,445,359.44	
ACCESORIOS	1,820,000.00	0.00	0.00	1,820,000.00	0.00	0.00	1,820,000.00		0.00	485,704.00	0.00	
OTROS IMPUESTOS	15,400,000.00	0.00	0.00	15,400,000.00	0.00	0.00	15,400,000.00		0.00	3,697,678.00	0.00	
DERECHOS POR EL USO, GOCE, APROVECHAMIENTO O EXPLOTACION DE BIENES DE DOMINIO PUBLICO	425,000.00	0.00	0.00	425,000.00	67,093.29	67,093.29	357,906.71		0.00	106,176.00	67,093.29	
DERECHOS POR PRESTACION DE SERVICIOS	74,987,576.92	0.00	0.00	74,987,576.92	28,445,601.66	28,445,601.66	46,541,975.26		0.00	20,123,601.00	28,445,601.66	
OTROS DERECHOS	0.00	0.00	0.00	0.00	39,288.36	39,288.36	-39,288.36		0.00	0.00	39,288.36	
PRODUCTOS DE TIPO CORRIENTE	1,199,000.00	0.00	0.00	1,199,000.00	147,492.51	147,492.51	1,051,507.49		0.00	300,956.97	147,492.51	
PRODUCTOS DE CAPITAL	0.00	0.00	0.00	0.00	0.98	0.98	-0.98		0.00	0.00	0.98	
APROVECHAMIENTOS DE TIPO CORRIENTE	2,180,000.00	0.00	0.00	2,180,000.00	924,638.76	924,638.76	1,255,361.24		0.00	548,057.00	924,638.76	
APROVECHAMIENTOS DE CAPITAL	0.00	0.00	0.00	0.00	0.00	0.00	0.00		0.00	0.00	0.00	
INGRESOS POR VENTAS DE BIENES Y SERVICIOS DE ORGANISMOS DESCENTRALIZADOS	0.00	0.00	0.00	0.00	145,200.00	145,200.00	-145,200.00		0.00	0.00	145,200.00	
SUBSIDIOS Y SUBVENCIONES	0.00	0.00	0.00	0.00	0.00	0.00	0.00		0.00	0.00	0.00	
FISM	4,307,428.00	0.00	0.00	4,307,428.00	1,460,436.00	1,460,436.00	2,846,992.00		0.00	1,121,685.00	1,460,436.00	
APORTACIONES	4,307,428.00	0.00	0.00	4,307,428.00	1,460,436.00	1,460,436.00	2,846,992.00		0.00	1,121,685.00	1,460,436.00	
FAFM	10,870,168.00	0.00	0.00	10,870,168.00	2,742,960.00	2,742,960.00	8,127,208.00		0.00	2,778,956.00	2,742,960.00	
APORTACIONES	10,870,168.00	0.00	0.00	10,870,168.00	2,742,960.00	2,742,960.00	8,127,208.00		0.00	2,778,956.00	2,742,960.00	
PARTICIPACIONES	63,001,777.07	0.00	0.00	63,001,777.07	13,725,276.00	13,725,276.00	49,276,501.07		0.00	15,810,915.48	13,725,276.00	
PARTICIPACIONES	54,924,854.00	0.00	0.00	54,924,854.00	13,725,276.00	13,725,276.00	41,199,578.00		0.00	13,731,213.48	13,725,276.00	
APORTACIONES	0.00	0.00	0.00	0.00	0.00	0.00	0.00		0.00	0.00	0.00	
CONVENIOS	8,076,923.07	0.00	0.00	8,076,923.07	0.00	0.00	8,076,923.07		0.00	2,079,702.00	0.00	
SUBSIDIOS Y SUBVENCIONES	0.00	0.00	0.00	0.00	0.00	0.00	0.00		0.00	0.00	0.00	
FONDO DE FOMENTO MUNICIPAL	16,006,313.00	0.00	0.00	16,006,313.00	3,819,541.00	3,819,541.00	12,186,772.00		0.00	4,001,578.26	3,819,541.00	
PARTICIPACIONES	16,006,313.00	0.00	0.00	16,006,313.00	3,819,541.00	3,819,541.00	12,186,772.00		0.00	4,001,578.26	3,819,541.00	
IMPUESTO ESPECIAL SOBRE PRODUCCION Y SERVICIOS	2,195,251.00	0.00	0.00	2,195,251.00	486,685.00	486,685.00	1,708,566.00		0.00	548,812.74	486,685.00	
PARTICIPACIONES	2,195,251.00	0.00	0.00	2,195,251.00	486,685.00	486,685.00	1,708,566.00		0.00	548,812.74	486,685.00	
FONDO DE COMPENSACION DEL ISAN	401,614.00	0.00	0.00	401,614.00	93,858.00	93,858.00	307,756.00		0.00	100,403.49	93,858.00	
PARTICIPACIONES	401,614.00	0.00	0.00	401,614.00	93,858.00	93,858.00	307,756.00		0.00	100,403.49	93,858.00	
PARTICIPACIONES DE GASOLINA Y DIESEL	1,897,832.00	0.00	0.00	1,897,832.00	402,859.00	402,859.00	1,494,973.00		0.00	474,457.98	402,859.00	

ESTADOS UNIDOS MEXICANOS
 GOBIERNO FEDERAL
 AYUNTAMIENTO DE
 PUERTO MORELOS
 2016-2018
 TESORERIA MUNICIPAL

YAMILI JAZMIN CODA CAN

ESTADOS UNIDOS MEXICANOS
 GOBIERNO FEDERAL
 AYUNTAMIENTO DE
 PUERTO MORELOS
 2016-2018
 TESORERIA MUNICIPAL

MANUEL GONZALEZ TAMAYANA


MUNICIPIO DE PUERTO MORELOS, QUINTANA ROO.
TESORERIA MUNICIPAL
ESTADO ANALITICO DE INGRESOS POR FUENTE Y CONCEPTO
Ejercicio : 2017 CORTE AL MES DE : MARZO

Ingresos por Fuente y Concepto	Estimado	Adecuaciones		Modificado	Devengado	Recaudado	Por Devengar		Por Recaudar		Al Mes	
		Ampliaciones	Reducciones				Absoluto	Relativo	Absoluto	Relativo	Estimado	Recaudado
	324,706,542.99	0.00	0.00	324,706,542.99	76,360,145.00	76,360,145.00	248,346,397.99		0.00		83,854,461.20	76,360,145.00
PARTICIPACIONES	1,897,832.00	0.00	0.00	1,897,832.00	402,859.00	402,859.00	1,494,973.00		0.00		474,457.98	402,859.00
IMPUESTO SOBRE TENENCIA O USO DE VEHICULOS	22,918.00	0.00	0.00	22,918.00	6,649.00	6,649.00	16,269.00		0.00		5,729.49	6,649.00
PARTICIPACIONES	22,918.00	0.00	0.00	22,918.00	6,649.00	6,649.00	16,269.00		0.00		5,729.49	6,649.00
IMPUESTO SOBRE AUTOMOVILES NUEVOS	1,554,665.00	0.00	0.00	1,554,665.00	397,706.00	397,706.00	1,156,959.00		0.00		388,666.23	397,706.00
PARTICIPACIONES	1,554,665.00	0.00	0.00	1,554,665.00	397,706.00	397,706.00	1,156,959.00		0.00		388,666.23	397,706.00



H. AYUNTAMIENTO DE
PUERTO MORELOS
2016-2019
TESORERIA MUNICIPAL

YAMILI JAZMIN COBA CAN



H. AYUNTAMIENTO DE
PUERTO MORELOS
2016-2019
TESORERIA MUNICIPAL

MANUEL GONZALEZ TAMAYANA.