

**MUNICIPIO DE PUERTO MORELOS, QUINTANA ROO.**  
TESORERIA MUNICIPAL  
ESTADO ANALITICO DE INGRESOS  
CORTE AL MES DE: ABRIL

Rubro de Ingresos	Ingresos					Diferencia
	Estimado	Ampliaciones y Reducciones	Modificado	Devengado	Recaudado	
<b>Total</b>	<b>324,706,542.99</b>	<b>0.00</b>	<b>324,706,542.99</b>	<b>92,932,109.69</b>	<b>92,932,109.69</b>	<b>-231,774,433.30</b>
IMPUESTOS	145,657,000.00	0.00	145,657,000.00	27,243,046.86	27,243,046.86	-118,413,953.14
DERECHOS	75,412,576.92	0.00	75,412,576.92	32,603,716.97	32,603,716.97	-42,808,859.95
PRODUCTOS	1,199,000.00	0.00	1,199,000.00	173,920.50	173,920.50	-1,025,079.50
PRODUCTOS DE TIPO CORRIENTE	190,145.55	0.00	0.00	0.00	0.00	-190,145.55
PRODUCTOS DE CAPITAL	0.00	0.00	0.00	0.00	0.00	0.00
APROVECHAMIENTOS	2,180,000.00	0.00	2,180,000.00	1,181,177.36	1,181,177.36	-998,822.64
APROVECHAMIENTOS DE TIPO CORRIENTE	2,688,228.16	0.00	0.00	0.00	0.00	-2,688,228.16
APROVECHAMIENTOS DE CAPITAL	0.00	0.00	0.00	813,011,927.78	0.00	0.00
INGRESOS POR VENTA DE BIENES Y SERVICIOS	0.00	0.00	0.00	171,600.00	171,600.00	171,600.00
PARTICIPACIONES Y APORTACIONES	100,257,966.07	0.00	100,257,966.07	31,558,648.00	31,558,648.00	-68,699,318.07
TRANSFERENCIAS, ASIGNACIONES, SUBSIDIOS Y OTRAS AYUDAS	0.00	0.00	0.00	0.00	0.00	0.00



H. AYUNTAMIENTO DE  
PUERTO MORELOS  
TESORERIA MUNICIPAL

YAMILI JAEMIN COBA CAN

Ejercicio : 2017



H. AYUNTAMIENTO DE  
PUERTO MORELOS  
TESORERIA MUNICIPAL

MANUEL GONZALEZ TACANWAA

**MUNICIPIO DE PUERTO MORELOS, QUINTANA ROO.**  
**TESORERIA MUNICIPAL**  
**ESTADO ANALITICO DE INGRESOS POR FUENTE Y CONCEPTO**  
Ejercicio : 2017 CORTE AL MES DE : ABRIL

Ingresos por Fuente y Concepto	Estimado	Adecuaciones		Modificado	Devengado	Recaudado	Por Devengar		Por Recaudar		Al Mes	
		Ampliaciones	Reducciones				Absoluto	Relativo	Absoluto	Relativo	Estimado	Recaudado
	324,706,542.99	0.00	0.00	324,706,542.99	92,930,069.65	92,930,069.65	231,776,473.34		0.00	108,571,938.76	92,930,069.65	
<b>INGRESOS PROPIOS</b>	<b>224,448,576.92</b>	<b>0.00</b>	<b>0.00</b>	<b>224,448,576.92</b>	<b>61,371,421.65</b>	<b>61,371,421.65</b>	<b>163,077,155.27</b>		<b>0.00</b>	<b>75,010,155.20</b>	<b>61,371,421.65</b>	
IMPUESTOS SOBRE LOS INGRESOS	537,000.00	0.00	0.00	537,000.00	10,100.00	10,100.00	526,900.00		0.00	179,326.56	10,100.00	
IMPUESTOS SOBRE EL PATRIMONIO	127,900,000.00	0.00	0.00	127,900,000.00	27,232,946.86	27,232,946.86	100,667,053.14		0.00	41,371,891.00	27,232,946.86	
ACCESORIOS	1,820,000.00	0.00	0.00	1,820,000.00	0.00	0.00	1,820,000.00		0.00	640,806.00	0.00	
OTROS IMPUESTOS	15,400,000.00	0.00	0.00	15,400,000.00	0.00	0.00	15,400,000.00		0.00	5,180,790.00	0.00	
DERECHOS POR EL USO, GOCE, APROVECHAMIENTO O EXPLOTACION DE BIENES DE DOMINIO PUBLICO	425,000.00	0.00	0.00	425,000.00	94,169.80	94,169.80	330,830.20		0.00	140,888.00	94,169.80	
DERECHOS POR PRESTACION DE SERVICIOS	74,987,576.92	0.00	0.00	74,987,576.92	32,470,258.81	32,470,258.81	42,517,318.11		0.00	26,366,888.00	32,470,258.81	
OTROS DERECHOS	0.00	0.00	0.00	0.00	39,288.36	39,288.36	-39,288.36		0.00	0.00	39,288.36	
PRODUCTOS DE TIPO CORRIENTE	1,199,000.00	0.00	0.00	1,199,000.00	171,879.48	171,879.48	1,027,120.52		0.00	399,570.64	171,879.48	
PRODUCTOS DE CAPITAL	0.00	0.00	0.00	0.00	0.98	0.98	-0.98		0.00	0.00	0.98	
APROVECHAMIENTOS DE TIPO CORRIENTE	2,180,000.00	0.00	0.00	2,180,000.00	1,181,177.36	1,181,177.36	998,822.64		0.00	729,995.00	1,181,177.36	
APROVECHAMIENTOS DE CAPITAL	0.00	0.00	0.00	0.00	0.00	0.00	0.00		0.00	0.00	0.00	
INGRESOS POR VENTAS DE BIENES Y SERVICIOS DE ORGANISMOS DESCENTRALIZADOS	0.00	0.00	0.00	0.00	171,600.00	171,600.00	-171,600.00		0.00	0.00	171,600.00	
SUBSIDIOS Y SUBVENCIONES	0.00	0.00	0.00	0.00	0.00	0.00	0.00		0.00	0.00	0.00	
<b>FISM</b>	<b>4,307,428.00</b>	<b>0.00</b>	<b>0.00</b>	<b>4,307,428.00</b>	<b>1,947,248.00</b>	<b>1,947,248.00</b>	<b>2,360,180.00</b>		<b>0.00</b>	<b>1,450,607.00</b>	<b>1,947,248.00</b>	
APORTACIONES	4,307,428.00	0.00	0.00	4,307,428.00	1,947,248.00	1,947,248.00	2,360,180.00		0.00	1,450,607.00	1,947,248.00	
<b>FAFM</b>	<b>10,870,168.00</b>	<b>0.00</b>	<b>0.00</b>	<b>10,870,168.00</b>	<b>3,657,280.00</b>	<b>3,657,280.00</b>	<b>7,212,888.00</b>		<b>0.00</b>	<b>3,699,138.00</b>	<b>3,657,280.00</b>	
APORTACIONES	10,870,168.00	0.00	0.00	10,870,168.00	3,657,280.00	3,657,280.00	7,212,888.00		0.00	3,699,138.00	3,657,280.00	
<b>PARTICIPACIONES</b>	<b>63,001,777.07</b>	<b>0.00</b>	<b>0.00</b>	<b>63,001,777.07</b>	<b>18,891,674.00</b>	<b>18,891,674.00</b>	<b>44,110,103.07</b>		<b>0.00</b>	<b>21,052,507.64</b>	<b>18,891,674.00</b>	
PARTICIPACIONES	54,924,854.00	0.00	0.00	54,924,854.00	18,891,674.00	18,891,674.00	36,033,180.00		0.00	18,308,284.64	18,891,674.00	
APORTACIONES	0.00	0.00	0.00	0.00	0.00	0.00	0.00		0.00	0.00	0.00	
CONVENIOS	8,076,923.07	0.00	0.00	8,076,923.07	0.00	0.00	8,076,923.07		0.00	2,744,223.00	0.00	
SUBSIDIOS Y SUBVENCIONES	0.00	0.00	0.00	0.00	0.00	0.00	0.00		0.00	0.00	0.00	
<b>FONDO DE FOMENTO MUNICIPAL</b>	<b>16,006,313.00</b>	<b>0.00</b>	<b>0.00</b>	<b>16,006,313.00</b>	<b>5,180,733.00</b>	<b>5,180,733.00</b>	<b>10,825,580.00</b>		<b>0.00</b>	<b>5,335,437.68</b>	<b>5,180,733.00</b>	
PARTICIPACIONES	16,006,313.00	0.00	0.00	16,006,313.00	5,180,733.00	5,180,733.00	10,825,580.00		0.00	5,335,437.68	5,180,733.00	
<b>IMPUESTO ESPECIAL SOBRE PRODUCCION Y SERVICIOS</b>	<b>2,195,251.00</b>	<b>0.00</b>	<b>0.00</b>	<b>2,195,251.00</b>	<b>632,781.00</b>	<b>632,781.00</b>	<b>1,562,470.00</b>		<b>0.00</b>	<b>731,750.32</b>	<b>632,781.00</b>	
PARTICIPACIONES	2,195,251.00	0.00	0.00	2,195,251.00	632,781.00	632,781.00	1,562,470.00		0.00	731,750.32	632,781.00	
<b>FONDO DE COMPENSACION DEL ISAN</b>	<b>401,614.00</b>	<b>0.00</b>	<b>0.00</b>	<b>401,614.00</b>	<b>126,649.00</b>	<b>126,649.00</b>	<b>274,965.00</b>		<b>0.00</b>	<b>133,871.32</b>	<b>126,649.00</b>	
PARTICIPACIONES	401,614.00	0.00	0.00	401,614.00	126,649.00	126,649.00	274,965.00		0.00	133,871.32	126,649.00	
<b>PARTICIPACIONES DE GASOLINA Y DIESEL</b>	<b>1,897,832.00</b>	<b>0.00</b>	<b>0.00</b>	<b>1,897,832.00</b>	<b>553,342.00</b>	<b>553,342.00</b>	<b>1,344,490.00</b>		<b>0.00</b>	<b>632,610.64</b>	<b>553,342.00</b>	

*[Firma]*  
H. AYUNTAMIENTO DE  
PUERTO MORELOS  
2016-2018  
TESORERIA MUNICIPAL  
**YAMILI JAZMIN COBA CAN**

*[Firma]*  
H. AYUNTAMIENTO DE  
PUERTO MORELOS  
2016-2018  
TESORERIA MUNICIPAL  
**MANUEL GONZALEZ TAMAYANA.**

**MUNICIPIO DE PUERTO MORELOS, QUINTANA ROO.**  
**TESORERIA MUNICIPAL**  
**ESTADO ANALITICO DE INGRESOS POR FUENTE Y CONCEPTO**  
Ejercicio : 2017 CORTE AL MES DE : ABRIL


Ingresos por Fuente y Concepto	Estimado	Adecuaciones		Modificado	Devengado	Recaudado	Por Devengar		Por Recaudar		Al Mes	
		Ampliaciones	Reducciones				Absoluto	Relativo	Absoluto	Relativo	Estimado	Recaudado
	324,706,542.99	0.00	0.00	324,706,542.99	92,930,069.65	92,930,069.65	231,776,473.34		0.00		108,571,938.76	92,930,069.65
PARTICIPACIONES	1,897,832.00	0.00	0.00	1,897,832.00	553,342.00	553,342.00	1,344,490.00		0.00		632,610.64	553,342.00
IMPUESTO SOBRE TENENCIA O USO DE VEHICULOS	22,918.00	0.00	0.00	22,918.00	8,879.00	8,879.00	14,039.00		0.00		7,639.32	8,879.00
PARTICIPACIONES	22,918.00	0.00	0.00	22,918.00	8,879.00	8,879.00	14,039.00		0.00		7,639.32	8,879.00
IMPUESTO SOBRE AUTOMOVILES NUEVOS	1,554,665.00	0.00	0.00	1,554,665.00	560,062.00	560,062.00	994,603.00		0.00		518,221.64	560,062.00
PARTICIPACIONES	1,554,665.00	0.00	0.00	1,554,665.00	560,062.00	560,062.00	994,603.00		0.00		518,221.64	560,062.00

YAMILI JAZMIN



H. AYUNTAMIENTO DE  
PUERTO MORELOS  
2016-2018  
TESORERIA MUNICIPAL

MANUEL GONZALEZ TAMANAHA



H. AYUNTAMIENTO DE  
PUERTO MORELOS  
2016-2018  
TESORERIA MUNICIPAL

**MUNICIPIO DE PUERTO MORELOS, QUINTANA ROO.**  
TESORERIA MUNICIPAL  
ESTADO ANALITICO DE INGRESOS  
CORTE AL MES DE: MAYO

Rubro de Ingresos	Ingresos					Diferencia
	Estimado	Ampliaciones y Reducciones	Modificado	Devengado	Recaudado	
<b>Total</b>	<b>324,706,542.99</b>	<b>0.00</b>	<b>324,706,542.99</b>	<b>127,060,665.82</b>	<b>127,060,665.82</b>	<b>-197,645,887.17</b>
IMPUESTOS	145,657,000.00	0.00	145,657,000.00	37,433,405.65	37,433,405.65	-108,223,594.35
DERECHOS	75,412,576.92	0.00	75,412,576.92	40,041,928.33	40,041,928.33	-35,370,648.59
PRODUCTOS	1,199,000.00	0.00	1,199,000.00	215,814.88	215,814.88	-983,185.12
PRODUCTOS DE TIPO CORRIENTE	190,145.55	0.00	0.00	0.00	0.00	-190,145.55
PRODUCTOS DE CAPITAL	0.00	0.00	0.00	0.00	0.00	0.00
APROVECHAMIENTOS	2,180,000.00	0.00	2,180,000.00	2,075,473.95	2,075,473.95	-104,526.05
APROVECHAMIENTOS DE TIPO CORRIENTE	2,688,228.16	0.00	0.00	0.00	0.00	-2,688,228.16
APROVECHAMIENTOS DE CAPITAL	0.00	0.00	0.00	813,011,927.78	0.00	0.00
INGRESOS POR VENTA DE BIENES Y SERVICIOS	0.00	0.00	0.00	218,900.00	218,900.00	218,900.00
PARTICIPACIONES Y APORTACIONES	100,257,966.07	0.00	100,257,966.07	42,070,128.00	42,070,128.00	-58,187,838.07
TRANSFERENCIAS, ASIGNACIONES, SUBSIDIOS Y OTRAS AYUDAS	0.00	0.00	0.00	5,005,005.01	5,005,005.01	5,005,005.01




H. AYUNTAMIENTO DE  
PUERTO MORELOS  
QUINTANA ROO  
TESORERIA MUNICIPAL

YAMELI JARAMIN COBA




H. AYUNTAMIENTO DE  
PUERTO MORELOS  
QUINTANA ROO  
TESORERIA MUNICIPAL

MANUEL GONZALEZ TAMAYO




**MUNICIPIO DE PUERTO MORELOS, QUINTANA ROO.**  
**TESORERIA MUNICIPAL**  
**ESTADO ANALITICO DE INGRESOS POR FUENTE Y CONCEPTO**  
 Ejercicio : 2017 CORTE AL MES DE : MAYO

Ingresos por Fuente y Concepto	Estimado	Adecuaciones		Modificado	Devengado	Recaudado	Por Devengar		Por Recaudar		Al Mes	
		Ampliaciones	Reducciones				Absoluto	Relativo	Absoluto	Relativo	Estimado	Recaudado
	324,706,542.99	0.00	0.00	324,706,542.99	127,058,071.40	127,058,071.40	197,648,471.59		0.00		132,320,976.32	127,058,071.40
<b>INGRESOS PROPIOS</b>	<b>224,448,576.92</b>	<b>0.00</b>	<b>0.00</b>	<b>224,448,576.92</b>	<b>84,987,943.40</b>	<b>84,987,943.40</b>	<b>139,460,633.52</b>		<b>0.00</b>		<b>90,438,913.87</b>	<b>84,987,943.40</b>
IMPUESTOS SOBRE LOS INGRESOS	537,000.00	0.00	0.00	537,000.00	10,700.00	10,700.00	526,300.00		0.00		225,346.56	10,700.00
IMPUESTOS SOBRE EL PATRIMONIO	127,900,000.00	0.00	0.00	127,900,000.00	37,422,705.65	37,422,705.65	90,477,294.35		0.00		48,995,638.00	37,422,705.65
ACCESORIOS	1,820,000.00	0.00	0.00	1,820,000.00	0.00	0.00	1,820,000.00		0.00		785,016.00	0.00
OTROS IMPUESTOS	15,400,000.00	0.00	0.00	15,400,000.00	0.00	0.00	15,400,000.00		0.00		6,382,711.00	0.00
DERECHOS POR EL USO, GOCE, APROVECHAMIENTO O EXPLOTACION DE BIENES DE DOMINIO PUBLICO	425,000.00	0.00	0.00	425,000.00	122,558.04	122,558.04	302,441.96		0.00		176,009.00	122,558.04
DERECHOS POR PRESTACION DE SERVICIOS	74,987,576.92	0.00	0.00	74,987,576.92	39,878,233.01	39,878,233.01	35,109,343.91		0.00		32,464,921.00	39,878,233.01
OTROS DERECHOS	0.00	0.00	0.00	0.00	41,137.28	41,137.28	-41,137.28		0.00		0.00	41,137.28
PRODUCTOS DE TIPO CORRIENTE	1,199,000.00	0.00	0.00	1,199,000.00	213,229.48	213,229.48	985,770.52		0.00		498,470.31	213,229.48
PRODUCTOS DE CAPITAL	0.00	0.00	0.00	0.00	0.98	0.98	-0.98		0.00		0.00	0.98
APROVECHAMIENTOS DE TIPO CORRIENTE	2,180,000.00	0.00	0.00	2,180,000.00	2,075,473.95	2,075,473.95	104,526.05		0.00		910,802.00	2,075,473.95
APROVECHAMIENTOS DE CAPITAL	0.00	0.00	0.00	0.00	0.00	0.00	0.00		0.00		0.00	0.00
INGRESOS POR VENTAS DE BIENES Y SERVICIOS DE ORGANISMOS DESCENTRALIZADOS	0.00	0.00	0.00	0.00	218,900.00	218,900.00	-218,900.00		0.00		0.00	218,900.00
SUBSIDIOS Y SUBVENCIONES	0.00	0.00	0.00	0.00	5,005,005.01	5,005,005.01	-5,005,005.01		0.00		0.00	5,005,005.01
<b>FISM</b>	<b>4,307,428.00</b>	<b>0.00</b>	<b>0.00</b>	<b>4,307,428.00</b>	<b>2,434,060.00</b>	<b>2,434,060.00</b>	<b>1,873,368.00</b>		<b>0.00</b>		<b>1,791,830.00</b>	<b>2,434,060.00</b>
APORTACIONES	4,307,428.00	0.00	0.00	4,307,428.00	2,434,060.00	2,434,060.00	1,873,368.00		0.00		1,791,830.00	2,434,060.00
<b>FAFM</b>	<b>10,870,168.00</b>	<b>0.00</b>	<b>0.00</b>	<b>10,870,168.00</b>	<b>4,571,600.00</b>	<b>4,571,600.00</b>	<b>6,298,568.00</b>		<b>0.00</b>		<b>4,609,320.00</b>	<b>4,571,600.00</b>
APORTACIONES	10,870,168.00	0.00	0.00	10,870,168.00	4,571,600.00	4,571,600.00	6,298,568.00		0.00		4,609,320.00	4,571,600.00
<b>PARTICIPACIONES</b>	<b>63,001,777.07</b>	<b>0.00</b>	<b>0.00</b>	<b>63,001,777.07</b>	<b>26,093,978.00</b>	<b>26,093,978.00</b>	<b>36,907,799.07</b>		<b>0.00</b>		<b>26,281,498.80</b>	<b>26,093,978.00</b>
PARTICIPACIONES	54,924,854.00	0.00	0.00	54,924,854.00	26,093,978.00	26,093,978.00	28,830,876.00		0.00		22,885,355.80	26,093,978.00
APORTACIONES	0.00	0.00	0.00	0.00	0.00	0.00	0.00		0.00		0.00	0.00
CONVENIOS	8,076,923.07	0.00	0.00	8,076,923.07	0.00	0.00	8,076,923.07		0.00		3,396,143.00	0.00
SUBSIDIOS Y SUBVENCIONES	0.00	0.00	0.00	0.00	0.00	0.00	0.00		0.00		0.00	0.00
<b>FONDO DE FOMENTO MUNICIPAL</b>	<b>16,006,313.00</b>	<b>0.00</b>	<b>0.00</b>	<b>16,006,313.00</b>	<b>6,648,365.00</b>	<b>6,648,365.00</b>	<b>9,357,948.00</b>		<b>0.00</b>		<b>6,669,297.10</b>	<b>6,648,365.00</b>
PARTICIPACIONES	16,006,313.00	0.00	0.00	16,006,313.00	6,648,365.00	6,648,365.00	9,357,948.00		0.00		6,669,297.10	6,648,365.00
<b>IMPUESTO ESPECIAL SOBRE PRODUCCION Y SERVICIOS</b>	<b>2,195,251.00</b>	<b>0.00</b>	<b>0.00</b>	<b>2,195,251.00</b>	<b>740,485.00</b>	<b>740,485.00</b>	<b>1,454,766.00</b>		<b>0.00</b>		<b>914,687.90</b>	<b>740,485.00</b>
PARTICIPACIONES	2,195,251.00	0.00	0.00	2,195,251.00	740,485.00	740,485.00	1,454,766.00		0.00		914,687.90	740,485.00
<b>FONDO DE COMPENSACION DEL ISAN</b>	<b>401,614.00</b>	<b>0.00</b>	<b>0.00</b>	<b>401,614.00</b>	<b>159,440.00</b>	<b>159,440.00</b>	<b>242,174.00</b>		<b>0.00</b>		<b>167,339.15</b>	<b>159,440.00</b>
PARTICIPACIONES	401,614.00	0.00	0.00	401,614.00	159,440.00	159,440.00	242,174.00		0.00		167,339.15	159,440.00
<b>PARTICIPACIONES DE GASOLINA Y DIESEL</b>	<b>1,897,832.00</b>	<b>0.00</b>	<b>0.00</b>	<b>1,897,832.00</b>	<b>715,501.00</b>	<b>715,501.00</b>	<b>1,182,331.00</b>		<b>0.00</b>		<b>790,763.30</b>	<b>715,501.00</b>



YAMILI JAZMIN COBA CAN



MANUEL GONZALEZ TAMANA



**MUNICIPIO DE PUERTO MORELOS, QUINTANA ROO.**  
**TESORERIA MUNICIPAL**  
**ESTADO ANALITICO DE INGRESOS POR FUENTE Y CONCEPTO**  
 Ejercicio : 2017 CORTE AL MES DE : MAYO

Ingresos por Fuente y Concepto	Estimado	Adecuaciones		Modificado	Devengado	Recaudado	Por Devengar		Por Recaudar		Al Mes	
		Ampliaciones	Reducciones				Absoluto	Relativo	Absoluto	Relativo	Estimado	Recaudado
	324,706,542.99	0.00	0.00	324,706,542.99	127,058,071.40	127,058,071.40	197,648,471.59		0.00		132,320,976.32	127,058,071.40
PARTICIPACIONES	1,897,832.00	0.00	0.00	1,897,832.00	715,501.00	715,501.00	1,182,331.00		0.00		790,763.30	715,501.00
IMPUESTO SOBRE TENENCIA O USO DE VEHICULOS	22,918.00	0.00	0.00	22,918.00	10,252.00	10,252.00	12,666.00		0.00		9,549.15	10,252.00
PARTICIPACIONES	22,918.00	0.00	0.00	22,918.00	10,252.00	10,252.00	12,666.00		0.00		9,549.15	10,252.00
IMPUESTO SOBRE AUTOMOVILES NUEVOS	1,554,665.00	0.00	0.00	1,554,665.00	696,447.00	696,447.00	858,218.00		0.00		647,777.05	696,447.00
PARTICIPACIONES	1,554,665.00	0.00	0.00	1,554,665.00	696,447.00	696,447.00	858,218.00		0.00		647,777.05	696,447.00

YAMILI JAZMIN

H. AYUNTAMIENTO DE  
 PUERTO MORELOS  
 2016-2018  
 TESORERIA MUNICIPAL



MANUEL

H. AYUNTAMIENTO DE  
 PUERTO MORELOS  
 2016-2018  
 TESORERIA MUNICIPAL

GUZMÁN TAMAYO

**MUNICIPIO DE PUERTO MORELOS, QUINTANA ROO.**  
TESORERIA MUNICIPAL  
ESTADO ANALITICO DE INGRESOS  
CORTE AL MES DE: JUNIO


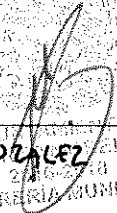
Rubro de Ingresos	Ingresos					Diferencia
	Estimado	Ampliaciones y Reducciones	Modificado	Devengado	Recaudado	
<b>Total</b>	<b>324,706,542.99</b>	<b>0.00</b>	<b>324,706,542.99</b>	<b>144,491,395.32</b>	<b>144,491,395.32</b>	<b>-180,215,147.67</b>
IMPUESTOS	145,657,000.00	0.00	145,657,000.00	41,996,407.26	41,996,407.26	-103,660,592.74
DERECHOS	75,412,576.92	0.00	75,412,576.92	42,980,233.52	42,980,233.52	-32,432,343.40
PRODUCTOS	1,199,000.00	0.00	1,199,000.00	793,886.36	793,886.36	-405,113.64
PRODUCTOS DE TIPO CORRIENTE	190,145.55	0.00	0.00	0.00	0.00	-190,145.55
PRODUCTOS DE CAPITAL	0.00	0.00	0.00	0.00	0.00	0.00
APROVECHAMIENTOS	2,180,000.00	0.00	2,180,000.00	2,695,840.17	2,695,840.17	515,840.17
APROVECHAMIENTOS DE TIPO CORRIENTE	2,688,228.16	0.00	0.00	0.00	0.00	-2,688,228.16
APROVECHAMIENTOS DE CAPITAL	0.00	0.00	0.00	813,011,927.78	0.00	0.00
INGRESOS POR VENTA DE BIENES Y SERVICIOS	0.00	0.00	0.00	252,450.00	252,450.00	252,450.00
PARTICIPACIONES Y APORTACIONES	100,257,966.07	0.00	100,257,966.07	50,767,573.00	50,767,573.00	-49,490,393.07
TRANSFERENCIAS, ASIGNACIONES, SUBSIDIOS Y OTRAS AYUDAS	0.00	0.00	0.00	5,005,005.01	5,005,005.01	5,005,005.01

H. AYUNTAMIENTO DE  
PUERTO MORELOS  
2016-2018  
TESORERIA MUNICIPAL

YAMILI JAZMIN COBA CAJ

Ejercicio : 2017

H. AYUNTAMIENTO DE  
PUERTO MORELOS  
2016-2018  
TESORERIA MUNICIPAL

MANUEL GONZALEZ TAMAYO

**MUNICIPIO DE PUERTO MORELOS, QUINTANA ROO.**  
**TESORERIA MUNICIPAL**  
**ESTADO ANALITICO DE INGRESOS POR FUENTE Y CONCEPTO**  
Ejercicio : 2017 CORTE AL MES DE : JUNIO

Ingresos por Fuente y Concepto	Estimado	Adecuaciones		Modificado	Devengado	Recaudado	Por Devengar		Por Recaudar		Al Mes	
		Ampliaciones	Reducciones				Absoluto	Relativo	Absoluto	Relativo	Estimado	Recaudado
	324,706,542.99	0.00	0.00	324,706,542.99	144,488,050.78	144,488,050.78	180,218,492.21		0.00		156,976,833.43	144,488,050.78
<b>INGRESOS PROPIOS</b>	<b>224,448,576.92</b>	<b>0.00</b>	<b>0.00</b>	<b>224,448,576.92</b>	<b>93,720,477.78</b>	<b>93,720,477.78</b>	<b>130,728,099.14</b>		<b>0.00</b>		<b>106,787,305.09</b>	<b>93,720,477.78</b>
IMPUESTOS SOBRE LOS INGRESOS	537,000.00	0.00	0.00	537,000.00	15,719.99	15,719.99	521,280.01		0.00		268,654.11	15,719.99
IMPUESTOS SOBRE EL PATRIMONIO	127,900,000.00	0.00	0.00	127,900,000.00	41,980,687.27	41,980,687.27	85,919,312.73		0.00		57,574,640.00	41,980,687.27
ACCESORIOS	1,820,000.00	0.00	0.00	1,820,000.00	0.00	0.00	1,820,000.00		0.00		925,198.00	0.00
OTROS IMPUESTOS	15,400,000.00	0.00	0.00	15,400,000.00	0.00	0.00	15,400,000.00		0.00		7,388,023.00	0.00
DERECHOS POR EL USO, GOCE, APROVECHAMIENTO O EXPLOTACION DE BIENES DE DOMINIO PUBLICO	425,000.00	0.00	0.00	425,000.00	156,669.43	156,669.43	268,330.57		0.00		211,137.00	156,669.43
DERECHOS POR PRESTACION DE SERVICIOS	74,987,576.92	0.00	0.00	74,987,576.92	42,779,065.13	42,779,065.13	32,208,511.79		0.00		38,727,400.00	42,779,065.13
OTROS DERECHOS	0.00	0.00	0.00	0.00	44,498.95	44,498.95	-44,498.95		0.00		0.00	44,498.95
PRODUCTOS DE TIPO CORRIENTE	1,199,000.00	0.00	0.00	1,199,000.00	790,540.84	790,540.84	408,459.16		0.00		598,610.95	790,540.84
PRODUCTOS DE CAPITAL	0.00	0.00	0.00	0.00	0.98	0.98	-0.98		0.00		0.00	0.98
APROVECHAMIENTOS DE TIPO CORRIENTE	2,180,000.00	0.00	0.00	2,180,000.00	2,695,840.17	2,695,840.17	-515,840.17		0.00		1,093,642.00	2,695,840.17
APROVECHAMIENTOS DE CAPITAL	0.00	0.00	0.00	0.00	0.00	0.00	0.00		0.00		0.00	0.00
INGRESOS POR VENTAS DE BIENES Y SERVICIOS DE ORGANISMOS DESCENTRALIZADOS	0.00	0.00	0.00	0.00	252,450.00	252,450.00	-252,450.00		0.00		0.00	252,450.00
SUBSIDIOS Y SUBVENCIONES	0.00	0.00	0.00	0.00	5,005,005.01	5,005,005.01	-5,005,005.01		0.00		0.00	5,005,005.01
<b>FISM</b>	<b>4,307,428.00</b>	<b>0.00</b>	<b>0.00</b>	<b>4,307,428.00</b>	<b>2,920,872.00</b>	<b>2,920,872.00</b>	<b>1,386,556.00</b>		<b>0.00</b>		<b>2,131,953.00</b>	<b>2,920,872.00</b>
APORTACIONES	4,307,428.00	0.00	0.00	4,307,428.00	2,920,872.00	2,920,872.00	1,386,556.00		0.00		2,131,953.00	2,920,872.00
<b>FAFM</b>	<b>10,870,168.00</b>	<b>0.00</b>	<b>0.00</b>	<b>10,870,168.00</b>	<b>5,485,920.00</b>	<b>5,485,920.00</b>	<b>5,384,248.00</b>		<b>0.00</b>		<b>5,514,697.00</b>	<b>5,485,920.00</b>
APORTACIONES	10,870,168.00	0.00	0.00	10,870,168.00	5,485,920.00	5,485,920.00	5,384,248.00		0.00		5,514,697.00	5,485,920.00
<b>PARTICIPACIONES</b>	<b>63,001,777.07</b>	<b>0.00</b>	<b>0.00</b>	<b>63,001,777.07</b>	<b>31,154,670.00</b>	<b>31,154,670.00</b>	<b>31,847,107.07</b>		<b>0.00</b>		<b>31,503,581.96</b>	<b>31,154,670.00</b>
PARTICIPACIONES	54,924,854.00	0.00	0.00	54,924,854.00	31,154,670.00	31,154,670.00	23,770,184.00		0.00		27,462,426.96	31,154,670.00
APORTACIONES	0.00	0.00	0.00	0.00	0.00	0.00	0.00		0.00		0.00	0.00
CONVENIOS	8,076,923.07	0.00	0.00	8,076,923.07	0.00	0.00	8,076,923.07		0.00		4,041,155.00	0.00
SUBSIDIOS Y SUBVENCIONES	0.00	0.00	0.00	0.00	0.00	0.00	0.00		0.00		0.00	0.00
<b>FONDO DE FOMENTO MUNICIPAL</b>	<b>16,006,313.00</b>	<b>0.00</b>	<b>0.00</b>	<b>16,006,313.00</b>	<b>8,136,430.00</b>	<b>8,136,430.00</b>	<b>7,869,883.00</b>		<b>0.00</b>		<b>8,003,156.52</b>	<b>8,136,430.00</b>
PARTICIPACIONES	16,006,313.00	0.00	0.00	16,006,313.00	8,136,430.00	8,136,430.00	7,869,883.00		0.00		8,003,156.52	8,136,430.00
<b>IMPUESTO ESPECIAL SOBRE PRODUCCION Y SERVICIOS</b>	<b>2,195,251.00</b>	<b>0.00</b>	<b>0.00</b>	<b>2,195,251.00</b>	<b>1,126,445.00</b>	<b>1,126,445.00</b>	<b>1,068,806.00</b>		<b>0.00</b>		<b>1,097,625.48</b>	<b>1,126,445.00</b>
PARTICIPACIONES	2,195,251.00	0.00	0.00	2,195,251.00	1,126,445.00	1,126,445.00	1,068,806.00		0.00		1,097,625.48	1,126,445.00
<b>FONDO DE COMPENSACION DEL ISAN</b>	<b>401,614.00</b>	<b>0.00</b>	<b>0.00</b>	<b>401,614.00</b>	<b>192,231.00</b>	<b>192,231.00</b>	<b>209,383.00</b>		<b>0.00</b>		<b>200,806.98</b>	<b>192,231.00</b>
PARTICIPACIONES	401,614.00	0.00	0.00	401,614.00	192,231.00	192,231.00	209,383.00		0.00		200,806.98	192,231.00
<b>PARTICIPACIONES DE GASOLINA Y DIESEL</b>	<b>1,897,832.00</b>	<b>0.00</b>	<b>0.00</b>	<b>1,897,832.00</b>	<b>854,427.00</b>	<b>854,427.00</b>	<b>1,043,405.00</b>		<b>0.00</b>		<b>948,915.96</b>	<b>854,427.00</b>

YAMILI JAZMIN

H. AYUNTAMIENTO DE  
PUERTO MORELOS  
2016-2019  
TESORERIA MUNICIPAL


MANUEL

GONZALEZ (TAMAJA)  
H. AYUNTAMIENTO DE  
PUERTO MORELOS  
2016-2019  
TESORERIA MUNICIPAL



MUNICIPIO DE PUERTO MORELOS, QUINTANA ROO.  
TESORERIA MUNICIPAL  
ESTADO ANALITICO DE INGRESOS POR FUENTE Y CONCEPTO  
Ejercicio : 2017 CORTE AL MES DE : JUNIO

Ingresos por Fuente y Concepto	Estimado	Adecuaciones		Modificado	Devengado	Recaudado	Por Devengar		Por Recaudar		Al Mes	
		Ampliaciones	Reducciones				Absoluto	Relativo	Absoluto	Relativo	Estimado	Recaudado
	324,706,542.99	0.00	0.00	324,706,542.99	144,488,050.78	144,488,050.78	180,218,492.21		0.00		156,976,833.43	144,488,050.78
PARTICIPACIONES	1,897,832.00	0.00	0.00	1,897,832.00	854,427.00	854,427.00	1,043,405.00		0.00		948,915.96	854,427.00
IMPUESTO SOBRE TENENCIA O USO DE VEHICULOS	22,918.00	0.00	0.00	22,918.00	12,777.00	12,777.00	10,141.00		0.00		11,458.98	12,777.00
PARTICIPACIONES	22,918.00	0.00	0.00	22,918.00	12,777.00	12,777.00	10,141.00		0.00		11,458.98	12,777.00
IMPUESTO SOBRE AUTOMOVILES NUEVOS	1,554,665.00	0.00	0.00	1,554,665.00	883,801.00	883,801.00	670,864.00		0.00		777,332.46	883,801.00
PARTICIPACIONES	1,554,665.00	0.00	0.00	1,554,665.00	883,801.00	883,801.00	670,864.00		0.00		777,332.46	883,801.00



H. AYUNTAMIENTO DE  
PUERTO MORELOS  
2016-2018  
TESORERIA MUNICIPAL

VAMILI JAZMIN COBA CAN



H. AYUNTAMIENTO DE  
PUERTO MORELOS  
2016-2018  
TESORERIA MUNICIPAL

MANUEL GONZALEZ TAMAYO